

Suitable for:

# KTM DUKE 200

## WITH OR WITHOUT ABS

2011 - 2014

**KIT STAGE-1:**

**ECU, WIRING HARNESS,**

**MAP SWITCH**

**ATHENA FACTORY EXHAUST**

**(HOMOLOGATED)**



Part number: **GK-GP1 STAGE1 -0028**

€ 899,95 (VAT includ.)

Athena keeps on developing products for many makes and models of bike and is introducing now a worldwide unique power kit for youth's most loved bike: the KTM DUKE 200. This kit (selected by KTM for the official "KTM DUKE 200 Trophy") includes an **homologated racing exhaust** and a **replacing ECU with pre-set** injection curve, which allows the engine to reach top level performances. The kit is easy to be installed since it is **Plug&Play**: there is no need of any modification on the bike for the installation. In addition, Athena allows you to buy all components separately, so that you can increase the bike performance step by step. All parts are developed, designed and manufactured to be integrated with each other, avoiding any issue in installation or functioning.

### PLUS

- HOMOLOGATED EXHAUST
- REMOVABLE CATALYTIC CONVERTER AND DbKILLER, FOR USE ON TRACK
- CStAINLESS STEEL PIPE
- TITANIUM SILENCER
- EXCITING SOUND
- CAPTIVATING LOOK
- LIGHT WEIGHT

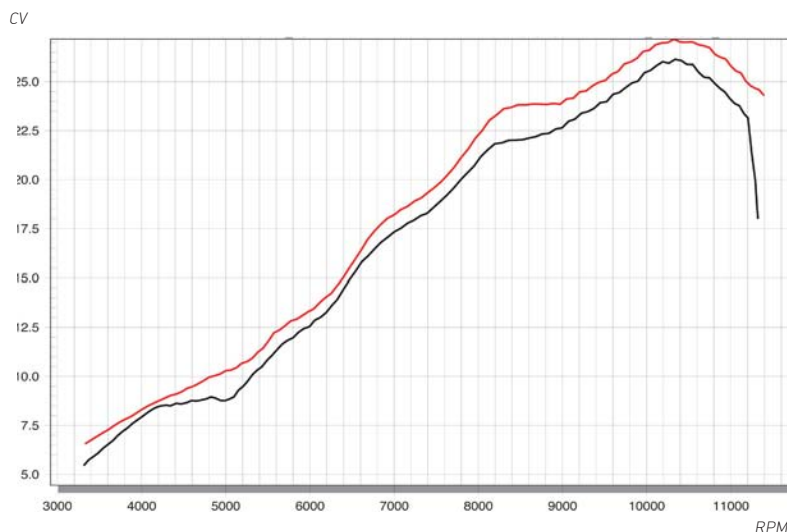
### TECHNICAL DATA

WHEEL  
POWER

EXHAUST  
WEIGHT

	WHEEL POWER	EXHAUST WEIGHT
<b>OEM</b>	25,2 cv 10.400 rpm	5,3 kg
<b>OEM ENGINE + EXHAUST + ECU</b>	25,6 cv 10.200 rpm	2,4 kg

### POWER CURVE



## COMPONENTS

## TECHNICAL DATA

## POWER CURVE

Part number: **GK-EXHAUST-0021:**

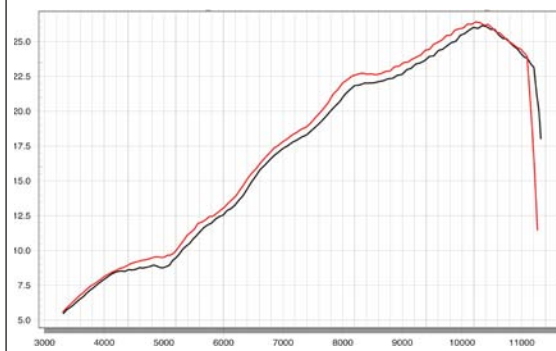


### RACING EXHAUST

Stainless steel pipe  
Titanium silencer  
Removable catalytic converter  
Removable Db Killer

€ 649,93 (VAT included)

OEM	25,2 cv 10.400 rpm	5,3 kg
	25,4 cv 10.200 rpm	2,4 kg



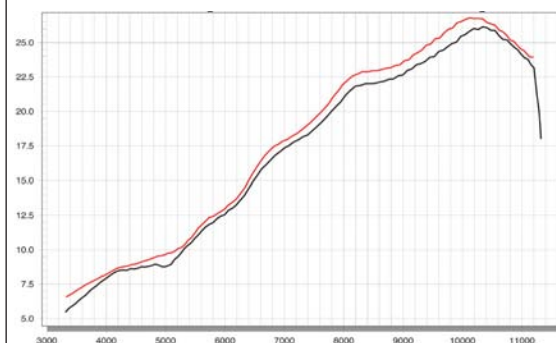
Part number: **GK-ECUJ5-0006:**



### ECU for stock engine (ECU+ WIRE HARNESS+ MAP SWITCH 1-2)

MAP1: STOCK EXHAUST  
MAP2: RACING EXHAUST  
€ 299,95 (VAT included)

OEM	25,2 cv 10.400 rpm
	25,6 cv 10.200 rpm



## ACCESSORIES

## FOR ALL:


### WIFI-COM

Part number:  
**GK-WFCOM1-0003**



€ 199,95 (VAT includ.)

The unique and revolutionary WIFI-COM technology allows you to set the engine parameters directly with your smartphone and / or tablet downloading the free "WiGET" app.



### GET POWER INTERFACE

Part number:  
**GK-GP1CGRP-0002**



€ 96,38 (VAT included.)

"GET POWER INTERFACE" allows you to update the ECU with pre-set maps developed by GET engineers

[www.getdata.it](http://www.getdata.it)



FOR ALL OTHER PART  
SUITABLE FOR DUKE 200  
VISIT OUR WEBSITE:  
[www.athenaparts.com](http://www.athenaparts.com)

